



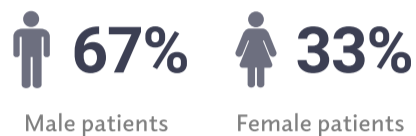
Our Patients

Our patient population has changed over the years, but we continue to serve patients of all ages and health complexities.

WHO CHOOSES DMC

Our patients have the same co-morbidities (disease complexity) and hemoglobin rates as the average Ontario chronic dialysis patient.

ACROSS OUR SITES, WE CARE FOR MALE AND FEMALE PATIENTS EQUALLY



The gender breakdown is as follows.

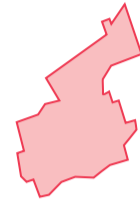


UNIQUE PATIENTS

put their trust and confidence in our incredible dialysis team this past year. Our team provided 16,000 treatments in the year 2017.



Nearly 1 in 4 of those patients were new to DMC in 2017.



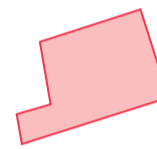
PATIENTS OVER THE AGE OF 74

50% Peterborough



PATIENTS BETWEEN THE AGE OF 45-74

61% Pickering



PATIENTS UNDER THE AGE OF 64

50% Markham



TRAVELLING PATIENTS

In 2017, DMC supported and assisted 17 traveling Ontario patients.

GROWING WITH OUR COMMUNITY



CONTINUED GROWTH

We grew by over 2000 square feet at our Pickering site to meet the future needs of the community.

We co-designed the new space with our patients and families and as a result:



90% were highly satisfied or satisfied with their engagement



92% felt we communicated well throughout project

*94% were highly satisfied or satisfied with new unit

Our Outcomes

At DMC, we do our best to make dialysis treatment easier and more effective for our patients.

RATE OF OPTIMAL AND ADEQUATE DIALYSIS

IN ONTARIO:



80.3% of patients received optimal and adequate dialysis.

AT DMC CLINICS:



93% of patients received optimal and adequate dialysis.



KEEPING PATIENTS HOME

We work hard to keep patients out of the hospital and in their communities.

DMC HAD...



70% LESS HOSPITALIZATIONS than the expected average for community dialysis clinics

PATIENTS HAD...

14% LOWER HOSPITALIZATIONS than comparable clinics

10% LOWER REPEATED hospitalizations than comparable clinics



In 2017, we at DMC celebrated 8 transplants
*100% increase from the previous year

PREVENTING VASCULAR ACCESS COMPLICATIONS



10% LOWER HOSPITALIZATIONS for vascular access than the provincial average for community dialysis clinics.



In 2017, DMC had a rate of 0 reported catheter related bacteremia